

# *SWEDE 55*

*A new, very fast one-design class yacht*



# A new, very fast one-design class yacht

Look at her lovely lines. A classic beauty. A sailing yacht to admire and love.

Beauty and loveliness are important qualities. But if these qualities are to challenge the sea they must be complimented by other virtues. Overall safety, ease of handling, comfort and sheer sailing speed should be the other criteria for a perfect pleasure craft.

Our yacht the SWEDE 55, is remarkable in many respects. Our demands were far-reaching. She has met them all.

Come aboard. Take the helm. Suddenly you realize that you go faster on all beams than any other yacht of comparable displacement and sail area. And you do it with ease. Without that big crew!

The SWEDE 55 could be a high performance racing yacht. You feel it. She has the strength and power for hard driving in stiff wind and heavy sea conditions, for hard beating to windward or surging spinnaker reaches.

Nevertheless she is still a family boat. A cruising yacht with all luxury cruising comfort. Even single-handed she is completely yours.

Bring wife and children. Main and jib is the normal dress in most conditions — your family doesn't need to struggle with big genoas. Sail the SWEDE 55 under mainsail only. Still well balanced. Full control in crowded areas. And when you need it — a powerful, instant starting, Volvo Marine Diesel.

The handling of the SWEDE 55 is really easy. You can hoist and lower sails from the safe cockpit position, even reef. The foresail goes right into the forepeak through hatches on deck. It remains hooked on the forestay. Changing jibs is a quick operation.

The SWEDE 55 is a large and powerful sailing yacht. But will be in your hands all the time.

Sailing speed and ease of handling has been built into this boat. You have the traditional short keel and modern rudder design offering a very good balance and immediate response. In this respect the SWEDE 55 could be matched only with outright racing yachts such as International R-class boats.

Behind the SWEDE 55 project stands highly experienced and competent professionals. But there is also a group of discriminating but ordinary sailing people involved. The common goal was to develop a yacht with some extraordinary qualities for both cruising and racing.

The task of designing the SWEDE 55 was given to Knud H. Reimers — the Grand Old Man of Swedish yacht design. Of special interest are his excellent designs for the 22, 30, 55 and bigger sq m racing class yachts. The SWEDE 55 is based on the sq m class rule, which explains some of her outstanding sailing qualities.

The designer and his consulting experts have carried through a unique programme for developing the SWEDE 55. The commercial side of the project is handled by SWEDE 55 SAILING YACHTS COMPANY of Stockholm, which has the sole rights for the construction.

The SWEDE 55 is built under licence at a well-known Swedish boat-yard, highly experienced in quality fibre glass construction.

The SWEDE 55 is sponsored by the Royal Swedish Yacht Club.

## SWEDE 55 CLASS YACHT

designed by Knud H. Reimers, Stockholm, Sweden

### PRINCIPAL DIMENSIONS

	m	ft
Length overall	16.00	52,5
Length waterline	<del>12.00</del>	<del>39,0</del>
Beam	2.97	9,7
Draft	<del>2.05</del>	<del>6,4</del>
Displacement	<del>7,90</del> m <sup>3</sup>	<del>212</del> ft <sup>3</sup>

### CONSTRUCTION

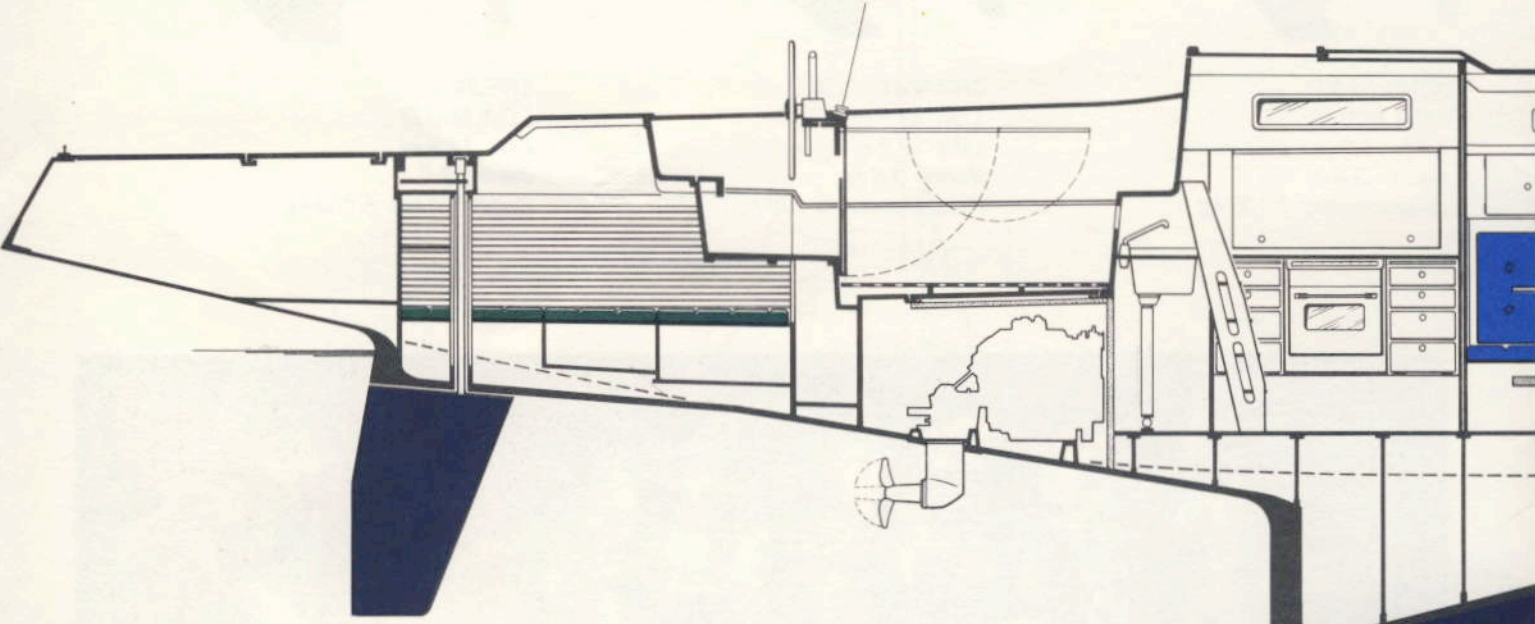
Hull and deck are of glass fibre reinforced polyester resin.

Deck and superstructure built in balsa sandwich.

Alu spars. Stainless steel rigging and fittings.

### ENGINE

Volvo 25 bph Marine Diesel with new sailboat drive and folding racing propeller. 12 V electrical system.



*The interior layout offers 7 berths in 3 separate cabins. Double berth arrangement possible in the fore- and aft cabins. Full head-room in the main saloon.*

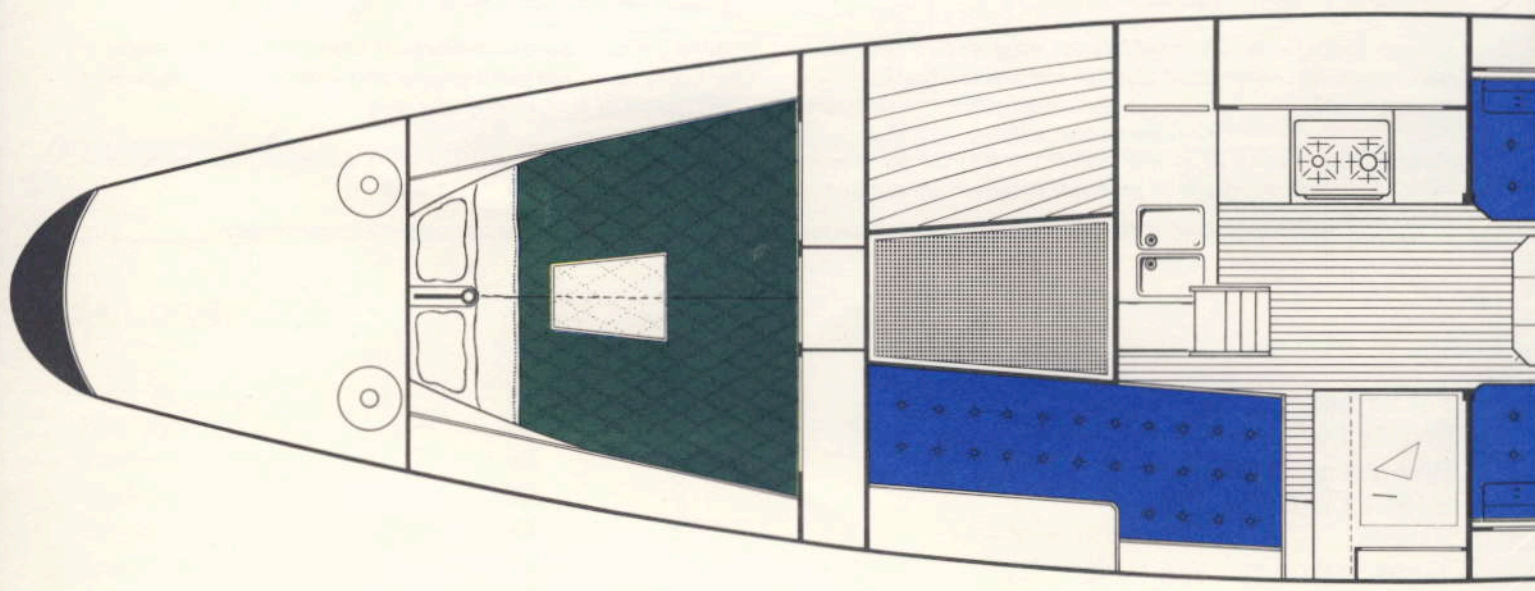
*Of course there is a fully equipped galley. Twin-burner gas cooker with oven. Refrigerator. Double basin stainless steel sink. Adequate work space and cupboard storage. You will sit comfortably at your chart table with chart storage space under. Control panel and book shelves.*

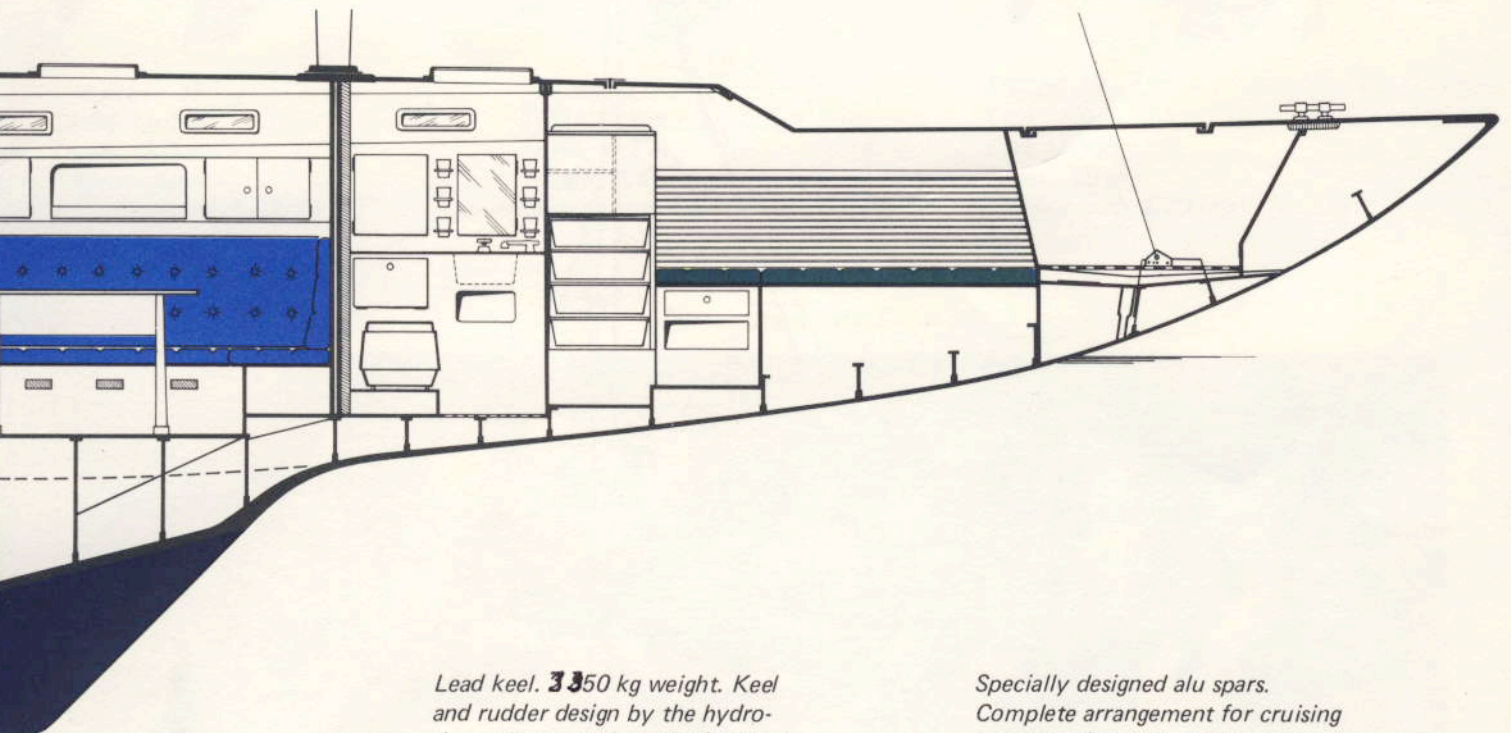
*Her impressive 52 feet overall gives one that "big yacht" feeling of space and comfort. You feel the welcoming warmth of traditional Scandinavian wooden interior.*

*The main saloon and fore-cabin is separated by a roomy lavatory with shower. Hot water systems for showering and central heating in all cabins are prepared for.*

*In every detail skilled craft-manship and first-class equipment.*

*Folding tables in the saloon and cockpit with seating for 8 persons.*



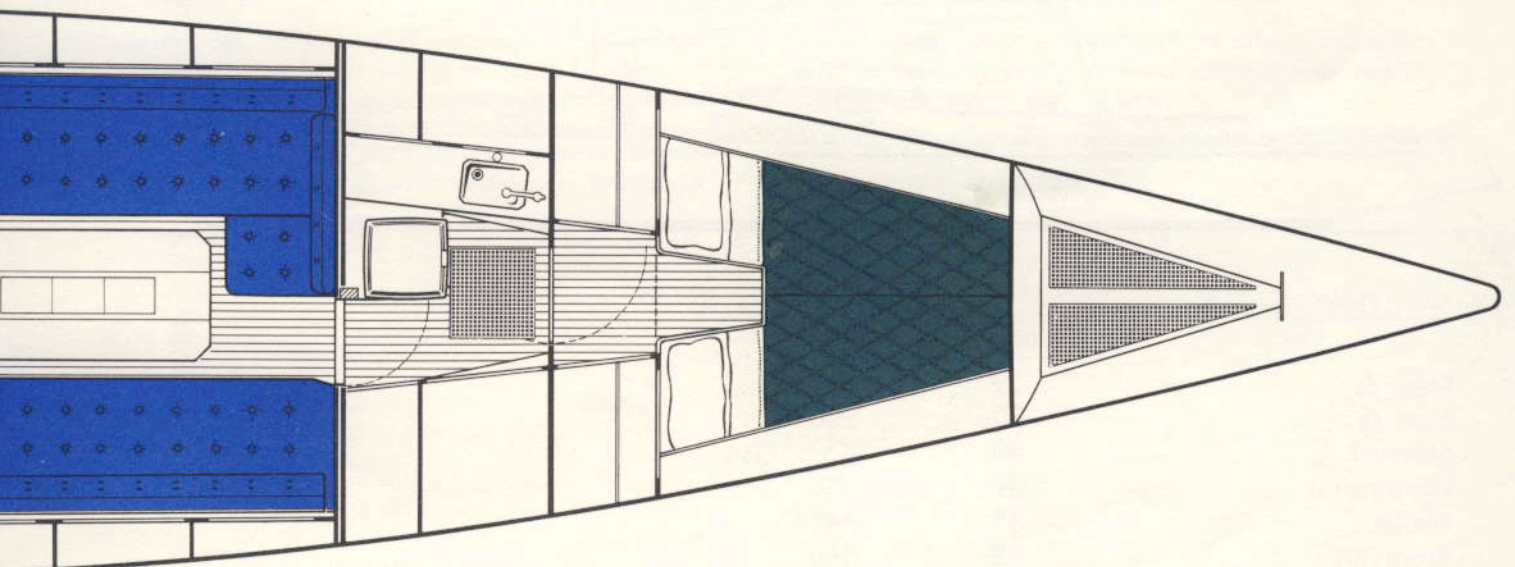
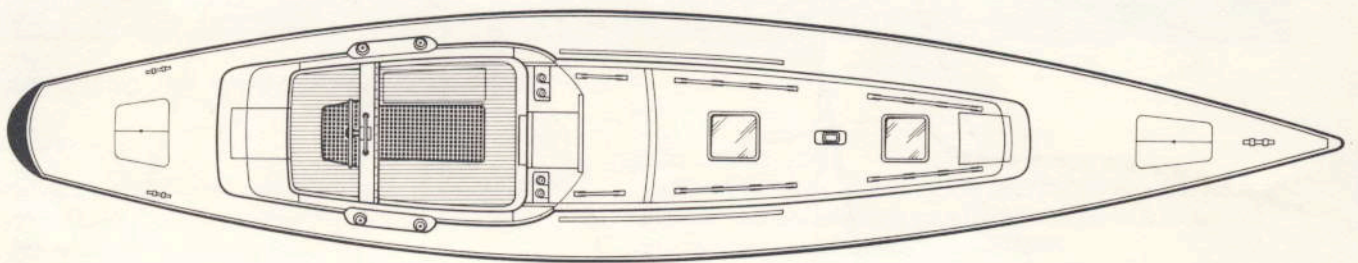



Lead keel. **3350** kg weight. Keel and rudder design by the hydrodynamic expert Sven-Olof Ridder, University of Stockholm.

Stainless steel fresh water tanks.

Specially designed alu spars. Complete arrangement for cruising or racing. 2-speed winches.

The low superstructure and 10 feet maximum beam give a generous and clean free deck area.





SAIL DIMENSIONS

	m <sup>2</sup>	ft <sup>2</sup>
Main $\Delta$	<b>37</b>	390
Fore $\Delta$	<b>30</b>	290
Mainsail	<b>42</b>	430
Working jib	<b>30</b>	310
Genoa	<b>48</b>	440
Storm jib	<b>13</b>	160
Spinnaker	$\approx$ <b>125</b>	$\approx$ 1290



**NORLIN 37**  
LOA 11.0 m  
LWL 9.0 m  
Beam 3.6 m  
Displacement 7 100 kg

**SWAN 41**  
LOA 12.5 m  
LWL 9.2 m  
Beam 3.6 m  
Displacement 8 100 kg

**SWEDE 55**  
LOA 16.0 m  
LWL 11.9 m  
Beam 3.0 m  
Displacement 7.900 kg



#### THE TEAM BEHIND THE SWEDE 55 PROJECT

*From the right*

*Olof Hildebrand, co-ordinator and co-designer in the SWEDE 55 project. He has extensive cruising and racing experience, mostly with wife and children as crew.*

*Knud H. Reimers, naval architect, responsible for the design and construction of the SWEDE 55 yacht. — "This is one of my best designs", says Mr Reimers, who can look back at a lifetime of successful yachts.*

*Gunnar Francke, professional interior designer SIR and family yachtsman, has worked out tasteful and practical cabin arrangements.*

*Carin Hildebrand has been attentive in the SWEDE 55 "think-tank" as regards hundreds of practical details in lay-out and equipment.*

*Leif Yxfeldt, consultative to the SWEDE 55 project. He is an experienced ocean racing yachtsman. His contributions are cockpit layout and sailing arrangements.*

*Berit Mellkvist has been racing and cruising in international class boats since childhood. She is a member of the Board of the Royal Swedish Yacht Club. As general consultative to the project her opinions has been highly respected.*

*Börje Larsson, European Starboat champion and successful offshore racer, has given general and detailed advise regarding the design of hull, rigging and sails.*

*All in the team behind the SWEDE 55 project are members of the Royal Swedish Yacht Club.*

For further information contact  
SWEDE 55 Sailing Yachts Company  
Roskullsvägen 4  
S-181 62 Lidingö  
Sweden  
Tel 08/766 09 25 766 15 56